PHILIPS
Ultrasound
InnoSight
Simplicity
when and where you want it
Philips InnoSight for women's health care

Ultrasound for **more**

Philips InnoSight allows you to scan patients in more of the clinical places you deliver care, offering the clinical confidence that a quick, routine scan can provide in the office, clinic, or hospital. This highly mobile, compact ultrasound system opens up the possibilities for you to bring ultrasound in more often, with capabilities such as application-specific analysis packages, annotations, and tissue-specific presets that can help you perform even detailed studies.

Now you have a convenient system with quality Philips broadband transducers for scanning that can enhance both clinical confidence and the experience for your patients.

Advances such as digital beamforming, wideband pulse receiver, low-noise/high-resolution ADC, SonoCT, and XRES allow users to acquire high-quality images to enhance clinical confidence while also offering an exam with patient comfort.

The intuitive-touch user interface makes InnoSight easy to learn. You can personalize the system with customizable layouts and user-defined presets.

Sleek and easy to bring with you, InnoSight can travel on a cart that takes up very little space. It's easy to communicate results, too, with connectivity through DICOM, USB, and WiFi.

The 11.6-in. glove-compatible touchscreen is easy to use, so you can focus on your patient more than on the system.

In the consult room. At the clinic. During labor and delivery. At bedside. In the community health center. No longer does your patient need to be sent to the ultrasound center for a scan. InnoSight lets you bring the confidence of ultrasound directly to your patient in more of the clinical environments you deliver care.

Complete women wellness applications

Quick scan for fetal well-being

Open up the possibilities **for you**

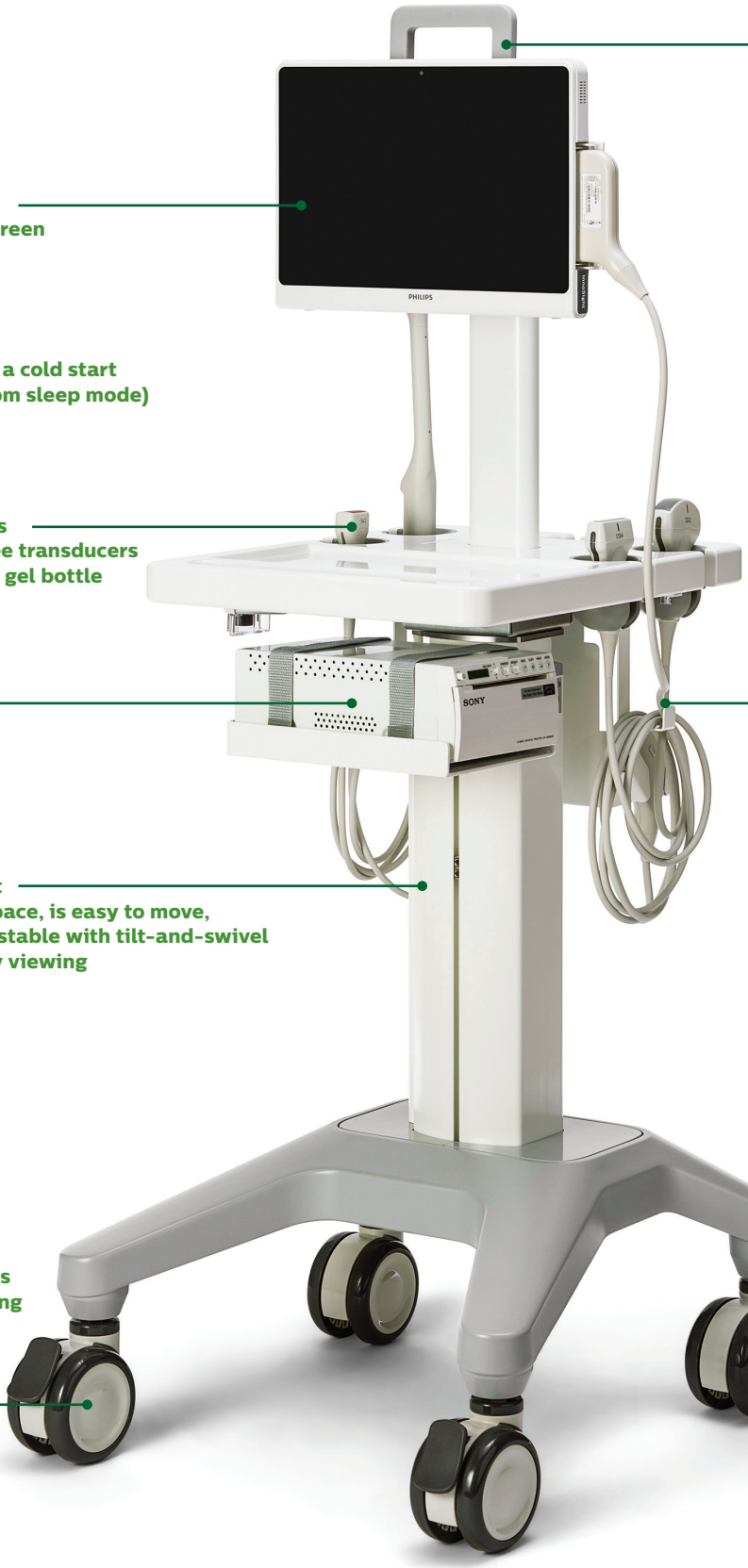

InnoSight weighs <2.5 kg and has a kickstand to position on a tabletop, or use the ergonomic integrated carry-handle for extra mobility

Glove-compatible capacitive touchscreen

Quick boot-up (<25 seconds from a cold start and <2 seconds from sleep mode)

Supports Bluetooth keyboard as well as wireless mouse

Transducer holders accommodate three transducers and one holder for gel bottle

Thermal printer Sony UP-X898MD (optional)

Cable management hooks

Back-up battery life for continuous scanning, even with uncertain power sources

Low-footprint cart (optional) saves space, is easy to move, and is height-adjustable with tilt-and-swivel capability for easy viewing

Water-resistant

Drop-tested for durability

Front caster wheels provide total locking (directional and rotational) engaged by foot pedals

Confidence
is in the image

InnoSight offers exceptional image quality across women's health care. Digital beamforming, THI, XRES, SonoCT, and automatic image optimization all help you obtain high-quality images.

16-week fetal profile

Fetal nose and lip

Fetal heart

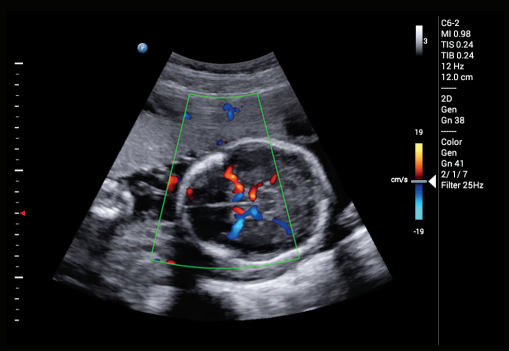

Middle cerebral artery

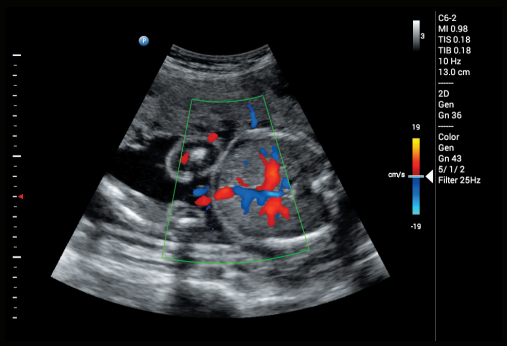

Fetal abdomen

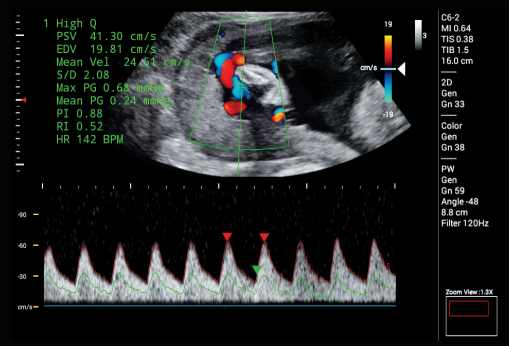

Umbilical artery Doppler

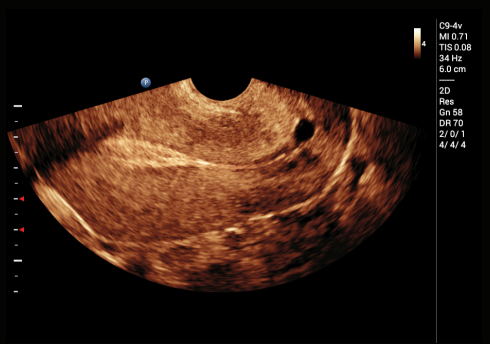

Uterus

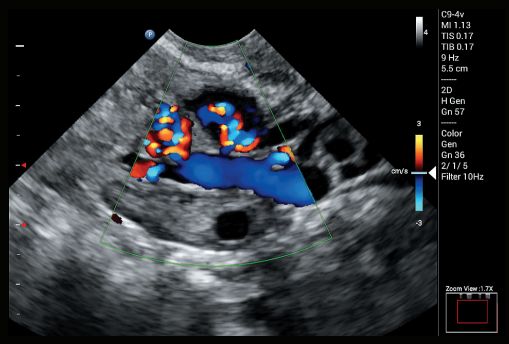

Ovarian vessels

Versatility from the **first look** in OB

Provide efficient and timely care and enhance the experience for expectant mothers with quick fetal check-ups – from viability scans early in the pregnancy through well-being scans throughout the pregnancy – to monitor fetal and maternal health.

InnoSight has one-touch image optimization to help you quickly get the desired image. Additional image-enhancement tools such as compounding, harmonics, and speckle reduction give you access to more advanced capabilities.

InnoSight gives you the flexibility to scan where routine OB care happens, with features you'd expect to find on a cart-based system, including a range of transducers, dedicated OB presets, and intelligent analysis for smooth workflow.

Simultaneous anatomical M-mode traces and angle tool help guide clinical decision-making during scans.

Enhance workflow with a user-friendly patient registration screen and easy access to estimated fetal weight (EFW), average ultrasound age (AUA) calculations, and fetal growth charts.

InnoSight provides access to Philips broadband transducers: curved array C6-2, linear array L12-4, transvaginal C9-4V, and sector array S4-2.

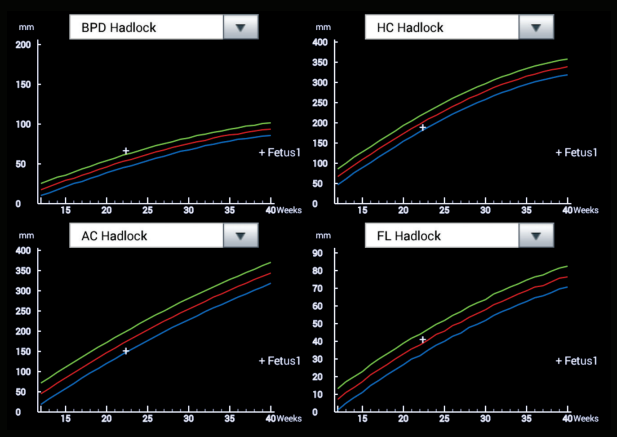

Fetal growth charts for IUGR assessment

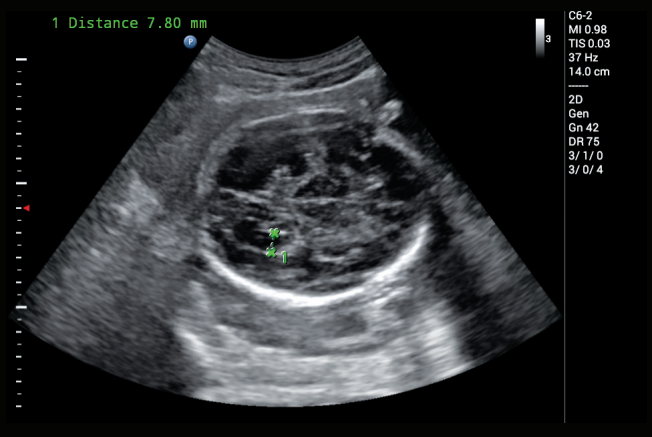

Easy-touch UI for quick measurements and calculations

Evaluate progress
in labor and delivery

InnoSight can offer immediate clinical decision support in the labor and delivery suite so clinicians can determine the best course of action for maternal and fetal health.

Monitor fetal well-being and labor progression in ways not possible before ultrasound. Assess the engagement of the fetal head into the maternal pelvis, fetal head station, the detection of occiput posterior position during labor, and placental separation.

The system's intuitive operation helps guide you in objective evaluation during labor, and offers critical and timely information to manage induced, instrumental, and normal deliveries.

Ultrasound during labor and delivery can be used to assess:

- Fetal biometry and weight
- Breach-presenting fetus
- Multiple gestations
- Placental positioning
- Anatomy such as the fetal heart
- Parameters including amniotic fluid volume and Doppler blood flow
- Pre-op considerations in C-section

Detect early
for more timely treatment

Promote timely treatment through early detection of gynecological abnormalities related to ovarian cysts or tumors, cervical pathologies, or endometriosis during preliminary scanning during consultation.

Transducers with dedicated gynecological presets and a dedicated gynecological analysis package, annotations, and body markers help you provide superb patient care. Doppler functionality with auto-trace gives you ease of measurement and aids a quick and confident diagnosis.

InnoSight offers one-touch optimization to help you get the desired image quickly, along with enhanced needle visualization to help clearly spot the needle during procedures.

InnoSight and infertility

Enhance the in-office patient experience with easy visualization of ovarian reserves, monitoring of follicular number and size, and uterine cavity assessment. InnoSight features the contrast resolution necessary for the effective identification of follicles, along with dual mode for volume calculation of follicles.

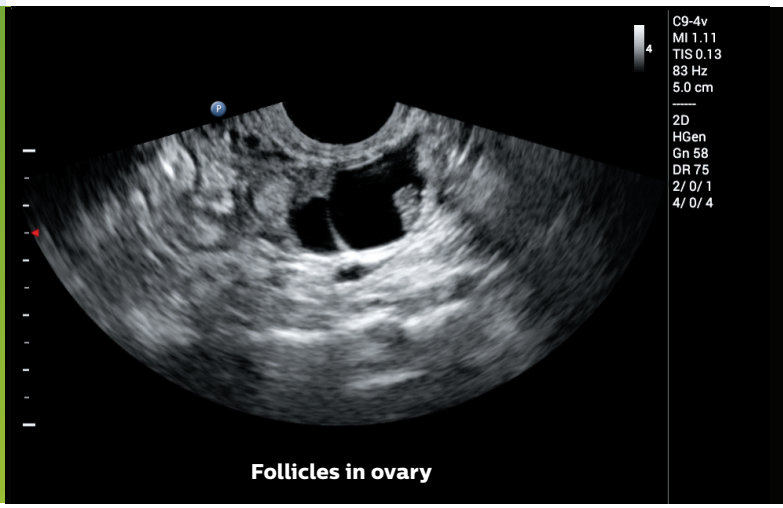

Follicles in ovary

Goes with you

Stylish and compact, InnoSight is also rugged, which allows it to be used with confidence, even in remote settings. Bring the confidence of ultrasound to your patients in more clinical environments.

InnoSight is manufactured by Qisda Corporation No.157, Shan-Ying Road, Shan-Ting Li, Gueishan Dist., Taoyuan City, Taiwan, R.O.C.

Count on us
as your patients count on you

The value of a Philips ultrasound system extends far beyond technology. With every InnoSight system, you get access to our remote service organization, competitive financing, and educational tools that help you get the most out of your system.*

Always there, always on

We work as one with your team to keep your InnoSight system running smoothly.

Remote service and system exchange model maximize efficiency
Easy, rapid technical and clinical support through the remote call center enables quick resolution with the help of a Philips expert. If needed, your system is seamlessly exchanged, letting you focus on what is most important – your patients.

Simple, convenient software self-installation process helps maintain peak performance over the entire system lifecycle
The self-installation process is a one-button process that you can complete at a time that best suits you, maximizing system availability and maintaining peak performance of your system now and in the future.

Intelligent software architecture provides security and peace of mind
Intelligent software architecture is easily optimized, maintained, and restored while patient data is kept safe and secure.

System testing capabilities at your fingertips
On-system testing capabilities allow you and a Philips expert to quickly identify issues and enable the right resolution the first time.

On-system transducer test provides confidence in your transducer quality
On-cart transducer test provides a non-phantom method to test InnoSight transducers at any time, giving you confidence in your diagnostic information.

Understanding your needs, designed for you

Our flexible extended coverage agreements, education offerings, and innovative financing solutions can be adapted to meet your needs and strategic priorities.

Xtend Coverage lets you choose additional service coverage for your ultrasound equipment at the time of purchase to more easily calculate your total cost of ownership. Xtend Coverage options for InnoSight provide peace of mind.

- Core-only and comprehensive options
- Duration flexibility with three- or five-year coverage
  - Three years total coverage = one-year standard warranty + two years Xtend Coverage
  - Five years total coverage = one-year standard warranty + four years Xtend Coverage

* Optional. Not all services available in all geographies; contact your Philips representative for more information. May require service contract.

© 2017 Koninklijke Philips N.V. All rights are reserved.
Philips reserves the right to make changes in specifications and/or to discontinue any product at any time without notice or obligation and will not be liable for any consequences resulting from the use of this publication. Trademarks are the property of Koninklijke Philips N.V. or their respective owners.

www.philips.com/InnoSight

Printed in The Netherlands.
4522 991 24051 * MAR 2017